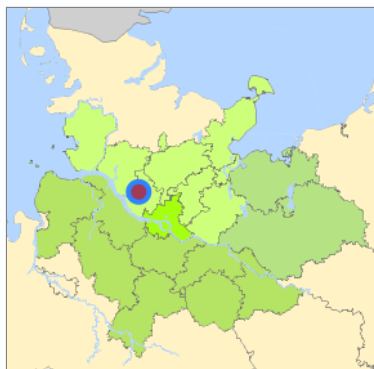


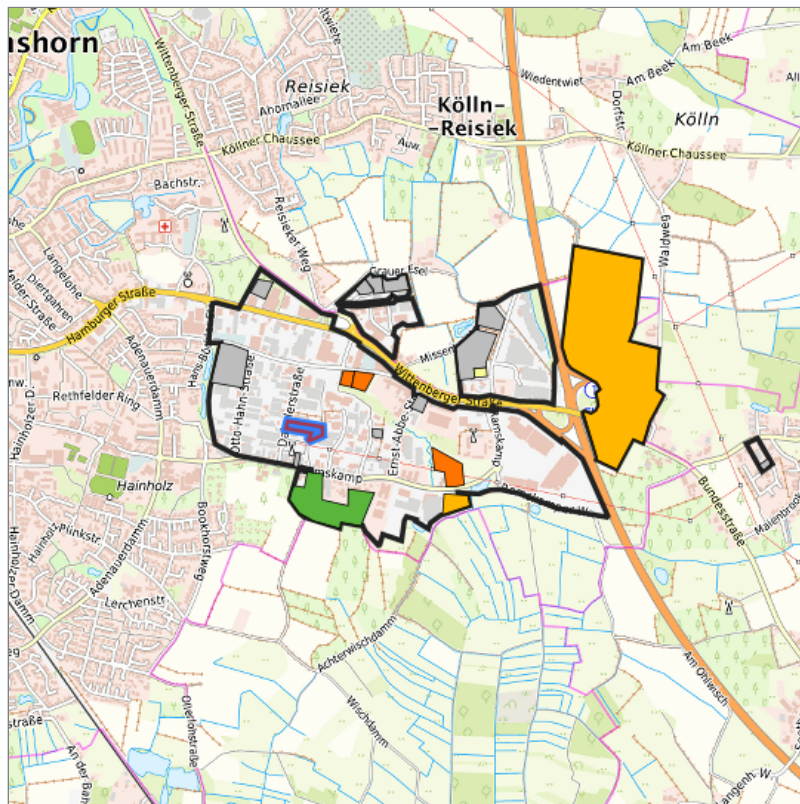
## Ramskamp/Daimlerstraße (007) at Elmshorn, Kreis Pinneberg



Location in the Hamburg Metropolitan Region










Location in the requested region



Detailed view of the requested site

### Legend

#### Availabilities

 Immediately	 short term (2 years)	 medium term (2-5 years)
 long-term (> 5 years)	 optional area (bindingly reserved)	 occupational pension plan
 not available		

### Brief description

Description of the parcel  
Municipality/city

Ramskamp/Daimlerstraße  
Elmshorn

## Parcel

Property size (m <sup>2</sup> )	8,533.62
Availability	available at short notice
focus use	grassland
further use	grassland

## Legal planning situation

Commercial space secured by planning permission	Yes
Building area according to land use plan	commercial building area
Existing planning law	§30 BauGB (qualified development plan)

## Type and extent of building and land use

Specific type of structural use	GE
Development situation	fully accessible
24-hour operation	Not specified
possible site occupancy ratio	No information
possible floor area figure	No information
possible number of full floors	No information
possible height of building structures	No information
cubic index	No information

## Exclusions/restrictions of land use

restrictions to mobilization	owner
------------------------------	-------

## Infrastruktur of site

broadband availability (at least 50 MBit/s)	Not specified
quay edge	No
quay edge with sea-going vessel deep water	No
direct rail connection	Not specified
electricity connection	Not specified
gas connection	Not specified
water connection	Not specified
wastewater connection	Not specified

## Proprietary situation and marketing intention

proprietary situation	Private
-----------------------	---------

## Detailed information about commercial zone

Gross surface area (ha)	129.2979
Sector focus	metal production and processing , trade, maintenance and repair of motor vehicles , machinery and vehicle construction , other manufacturing sectors , wholesale , retail , logistics industry and storage
Type of location of commercial estate	classic commercial estate

## Transport accessibility

<b>Motorway</b>	A 23	2.2 km
<b>Motorway</b>	A 7	21.2 km
<b>Main road</b>	B 431	0.7 km
<b>International airport</b>	Flughafen Hamburg	30.4 km
<b>Port</b>	Seehafen Gückstadt	23.3 km
<b>Port</b>	Seehafen FHH	34.1 km
<b>Intermodal terminal</b>	Hansport Terminal (FHH, trimodal)	34.3 km
<b>Rail passenger transport</b>	Elmshorn AKN	3.5 km
<b>Public transport</b>	Elmshorn Kurt-Wagener-Stra	0.0 km
<b>Public transport</b>	Elmshorn Lise-Meitner-Stra	0.3 km
<b>Public transport</b>	Elmshorn Ernst-Abbe-Straee	0.5 km
<b>Public transport</b>	Elmshorn Daimlerstrate	0.6 km
<b>Public transport</b>	Elmshorn Otto-Hahn-Strate	0.8 km
<b>Availability of public transport</b>	Available	

## Contact

WEP Wirtschaftsförderungs-und Entwicklungsgesellschaft des Kreises Pinneberg mbH  
Lise-Meitner-Allee 18  
25436 Tornesch  
[+49 \(0\) 4120 7077 40](tel:+4904120707740)  
[info@wep.de](mailto:info@wep.de)  
[www.wep.de](http://www.wep.de)